



ZHEJIANG BENYI NEW ENERGY CO.,LTD.

WENZHOU BRIDGE INDUSTRIAL ZONE, BEIBAIXIANG TOWN, ZHEJIANG, CHINA
TEL: +86-577-5717 7008 FAX: +86-577-5717 7007

✉ benyi@zjbeny.com

🌐 www.beny.com

♻️ This catalogue has been printed on ecological paper.

© Zhejiang Benyi New Energy Co., Ltd. all rights reserved.

⚠️ If the models and specification in this product catalogue is changed due to the change of products, we will not inform.



WWW.BENY.COM

BENY EV Charger



Company Introduction

BENY new energy offers a reliable and robust electric fast charger with an attractive design that is easy to own and operate, with high quality power electronic components. It is a powerful charging station that can deliver up to 262 kW, with CCS1/CCS2/CHAdemo/AC charging outlets.

We are a leading brand in annually producing hundreds of thousands of quality DC protection products and EV charging stations for complete and reliable solar photovoltaic, battery energy storage, and EV charging system. Certified by UL, SAA, CB, CE, TUV, UKCA, ISO, and RoHS, we have the first listed patented DC switch and produce creative solutions like the AFCI solution for rooftop fire protection, dynamic load balancing, and PEN fault detection EV charger.



100+
R&D Engineer



100+
Possess an invention patent



Certification
Has been granted by several countries



40+
National and regional customer recognition

**We are Working
on a Sustainable
Future.**

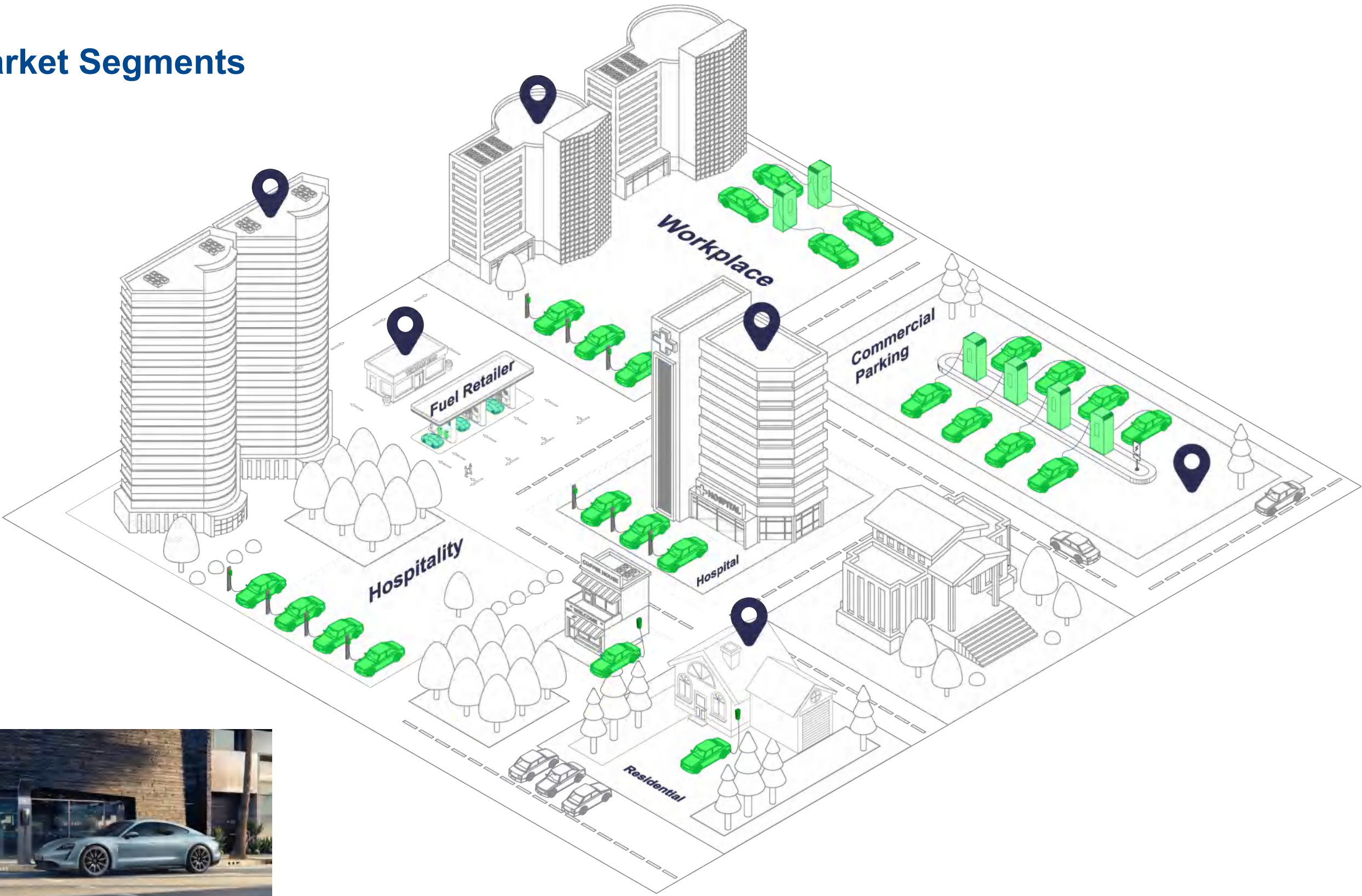


30⁺
**Years of
Experience**

20⁺
**Million Annual
Production
Capacity**

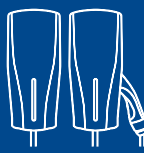




EV Chargers

Application by Market Segments



Charger Application

Destination	 Portable EV Charger	 T2S Socket EV Charger
Residential	✓	✓
Workplace		✓
Commercial Parking		✓
Hospitality		✓
Fleet		
Fuel Retailer		

 EV Charger	 Dual Socket EV Charger	 Wall-mounted DC EV Charging Station	 Stand Column 2 Guns DC EV Charging Station	 Stand Column 3 Guns DC EV Charging Station
✓	✓			
✓	✓	✓		
✓	✓	✓	✓	✓
✓	✓	✓	✓	✓
		✓	✓	✓
		✓	✓	✓

Contents

BENY comprises a set of products and solutions designed to facilitate Electric Vehicle (EV) charging. We aim to provide user-friendly solutions for electric vehicle charging in different scenarios, such as urban streets, intercity roads and public or private car parks, for multiple or single users. Our product portfolio offers a wide product range that covers slow charging (AC) and fast charging (DC). BENY is with a presence in 60 countries.

AC EV Charger01

Portable EV Charger	01
Smart Home Charger	04
Dual Socket EV Charger	25
EV Charger for Smart Home and Commercial	30

DC EV Charger40

Wall-mounted DC EV Charging	40
BDC Series DC EV Charging Station	43
BADC Series DC EV Charging Station	50

BENY OCPP Platform Overview57



16A Plug

OLED Screen

Touch Key-press

Casing

LED Indication

Charging Cable

Portable EV Charger



3.7KW-22KW

Portable EV Charger

Product Introduction

The charger is designed according to IEC 62752, IEC 61851-21-2 standard, mainly consists of control box, charging connector, plug and etc... which is a portable electric vehicle charging device. It enables car owners to charge electric vehicles anywhere using a standard home power interface, featuring high efficiency and portability.

Protection Functions



Over Current
Protection



Fire
Protection



Anti-pressure
Protection



Ground
Protection



Leakage
Protection



Over Temperature
Protection



Over Voltage
Protection



Relay Adhesion
Protection



CP Signal
Abnormal Protection



Under Voltage
Protection



Lightning
Protection

With full protection to avoid all kinds of charging safety hazards, it will automatically power off after the vehicle is fully charged, to protect the car battery and prolong the working life.



Model Selection

Models	BCPP-A1-16	BCPP-A2S-32	BCPP-AT2S-32	BCPP-A2S-40
	European standard			American Standard
Maximun Power	3.7kw	7.4kw	22kw	9.6kw
Input/Output Voltage	AC230 1-Phase		AC400 3-Phase	240VAC,1Φ,Max. Max.120V to Ground
Charging Current Range	8A-16A	6A-32A	6A-32A	6A-40A
Frequency	50HZ/60HZ			
Display	OLED Screen + LED Light	Five-inch touch screen + LED Light		
Wall-mounted	✘	✔	✔	✔
Adjustable Current	✔	✔	✔	✔
Timed Charging	✔	✔	✔	✔
Plug options	✔	✔	✔	✔
Weekly Reservation Charging	✘	✔	✔	✔
History Charging Records	✘	✔	✔	✔
Bluetooth	✘	✔	✔	✔
WIFI	✘	✔	✔	✔
APP	✘	✔	✔	✔
CP Signal Abnormal Protection	✔	✔	✔	✔
Over Voltage Protection	✔	✔	✔	✔
Under Voltage Protection	✔	✔	✔	✔
Over Current Protection	✔	✔	✔	✔
Leakage Protection	✔	✔	✔	✔
Over Temperature Protection	✔	✔	✔	✔
Relay Adhesion Protection	✔	✔	✔	✔
Lightning Protection	✔	✔	✔	✔
Fire Protection	✔	✔	✔	✔
Anti-pressure Protection	✔	✔	✔	✔
Ground Protection	✔	✔	✔	✔

✔ : Standard ✘ : Without

Working Life	<10000 times
Plug Cable Length	1m
Total Length	7m as standard (Customized length available)
IP Protection	IP66
Operating Temperature	-30°C ~ +50°C
Operating Altitude	<2000m

Plup Types

	EU(German)	AU	ZA	UK	BRA
					
Model Type	PE-307	YP-39A	YP-80	YP-61A	YP-05
Current/Voltage	16A/250V~	20A/250V~	16A/250V~	13A/250V~	16A/250V~
Wire	H07BZ5-F 3G 2.5mm²	H05VV-F 3G 2.5mm²	YY 3G 2.5mm²	H05VV-F 3G 2.5mm²	H05VV-F 3G 2.5mm²
Material	P.V.C	P.V.C	P.V.C	P.V.C	P.V.C

Smart Home Charger



7.4kW to 22kW



1 connector



Smart Home Charger

Product Introduction

The charger is designed according to IEC 62752, IEC 61851-21-2 standard, mainly consists of control box, charging connector, plug and etc... which is a portable electric vehicle charging device. It enables car owners to charge electric vehicles anywhere using a standard home power interface, featuring high efficiency and portability.

Protection Functions



Charging protocol
OCPP1.6-J



BCPM Series EV chargers
have an IP66 patented
designcase for outdoor and
indoor use.



The type 2 socket with
shutter in accordance with
IEC 62196-2, makes highly
flexible and compatible with
all electric vehicles.



Plug and start to charge
automatic.
(RFID card for option)



The EV charger output
power can be adjusted from
6A all the way up to 32A.



Smart Home Charger

EV Charger Model

B	CP	AT	1	S	L	16
↓	↓	↓	↓	↓	↓	↓
Company	Application	Categories	Classification	Classification	Reserved	Max Current
B: BENY Electric	CP: Home Charging	A: 1-Phase Tethered B: 1-Phase Socket AT: 3-Phase Tethered BT: 3-Phase Socket	1: Autostart 2: With RFID	None: Without The Following Functions D: With DLB Function S: Smart Version N: Smart Version with DLB Function	Reserved	Blank: 32A 16: 16A

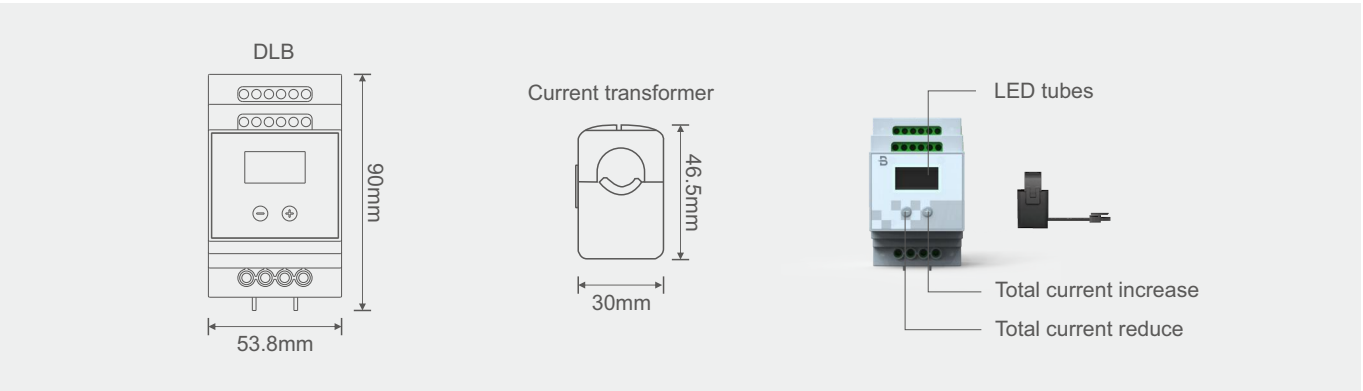
Single Phase Model (PEN Function Is Only For UKCA Certificate)

B	CP	A	1	D	L	E	16
↓	↓	↓	↓	↓	↓	↓	↓
Company	Application	Categories	Classification	Classification	Reserved	PEN	Max Current
B: BENY Electric	CP: Home Charging	A: 1-Phase Tethered B: 1-Phase Socket AT: 3-Phase Tethered BT: 3-Phase Socket	1: Autostart 2: With RFID	None: Without The Following Functions D: With DLB Function S: Smart Version N: Smart Version with DLB Function	Reserved	E: PEN Fault Protection Blank: Without PEN Fault Protection	Blank: 32A 16: 16A



✓ Dynamic Load Balancing

DLB (Dynamic Load Balancing) is available in the BCPM series AC EV Charger for home use, when the EV charger is working with other household appliances at the same time, the DLB box can maintain the dynamic balance of the total household current and ensure the safety of electricity to avoid home over load. Set the Max current value of the main line on the DLB box. The charger will read this current value and automatically adjust the charging current (6A-32A) according to the idle load quota, so that the total household current will not be overloaded due to charging. This function can effectively use the power supply without providing additional power for the charging or home line update.



Smart Home Charger

✓ Main problems

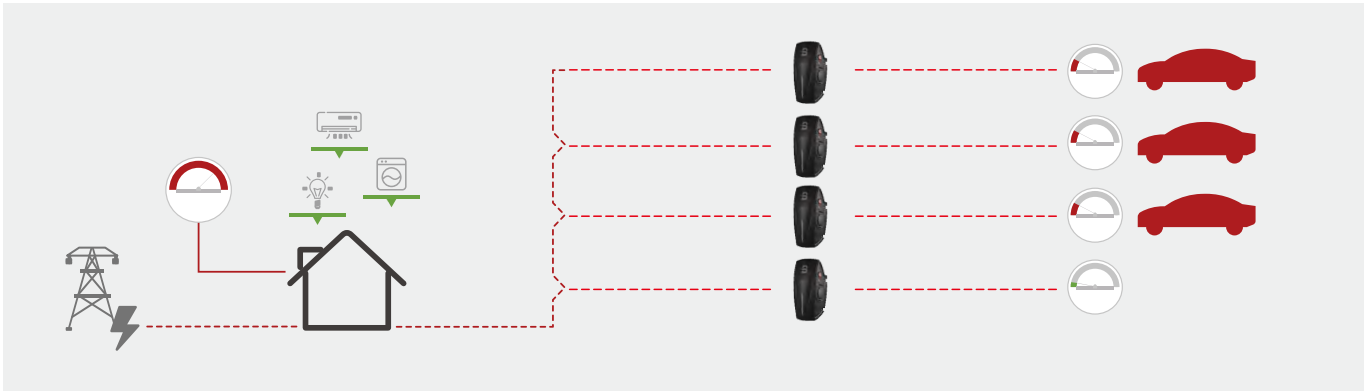
EV drivers want to charge their vehicles faster, especially in public and semi-public spaces, while charging service providers want to reduce their costs. The constant growth in EV charging creates new challenges:

- **How to avoid overloading the grid and causing power cuts.**
- **How to minimise the investment required to upgrade installations.**
- **How to set up an EV charging system capable of simultaneous charging.**

This situation requires an intelligent system to manage the charge and this is where DLB (Dynamic Load Balancing) comes in.

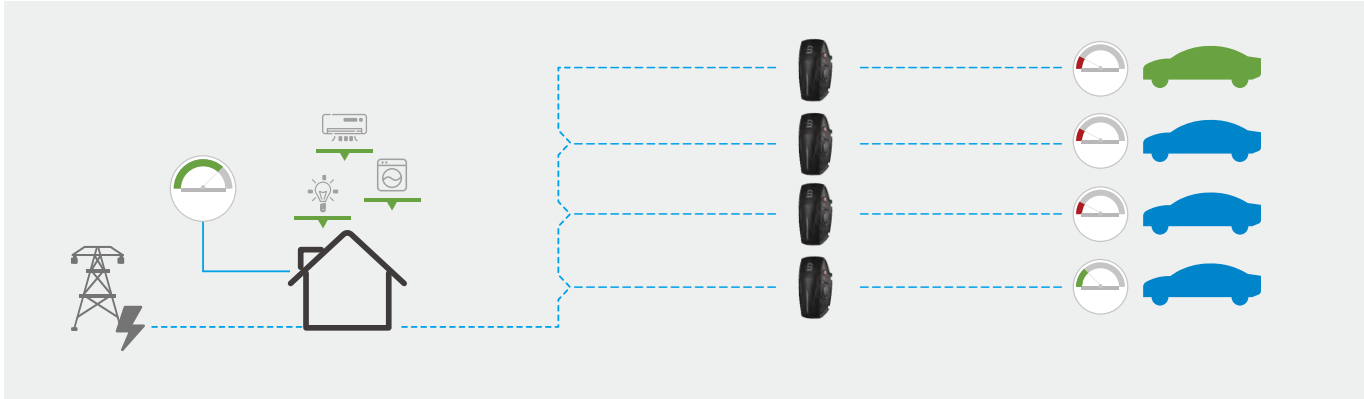
► Without Dynamic Load Balancing

Main supply overload



► With Dynamic Load Balancing

Main supply protected



✓ RFID(Radio Frequency Identification Card)

RFID card reader enabled to start up charging function while approaching the swipe area.



Smart Home Charger

Smart APP



The EV charger can be controlled by smart APP via WIFI or bluetooth connection.



One to one binding EV charger by reset the password, prevent the EV charger being stolen.



View charging data and status.



Set up various charging configurations, charging current,DLB mode,etc.



Scheduled charging.



Firmware update.



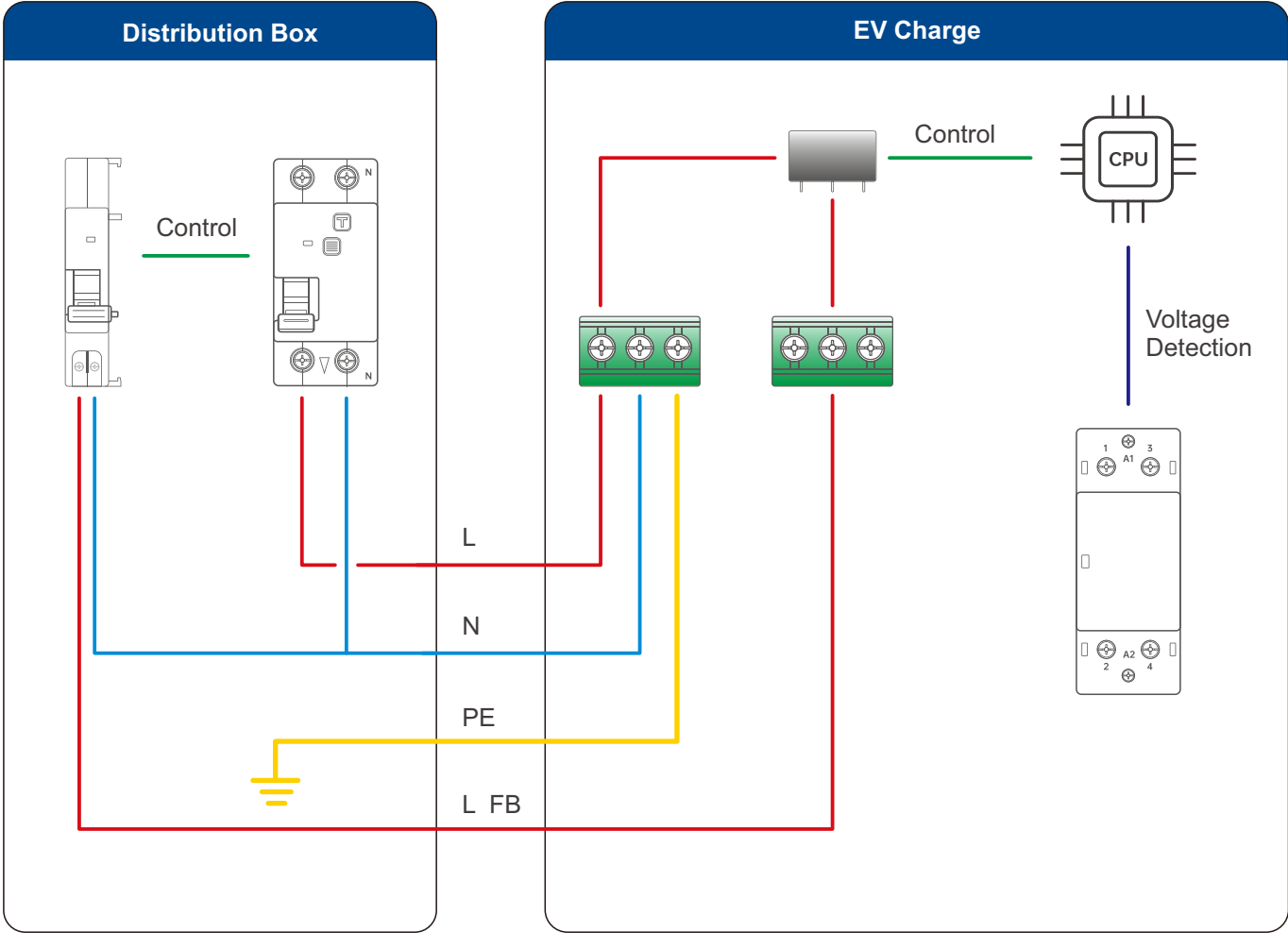
View historical charging records.



Setting monthly maximum charging values.

Smart Home Charger

Contactor Adhesion Protection



• Single-Phase



About contactor adhesion protection and why?

When the contactor in the charger is stuck due to current or short-circuit failure, the charger gun or the wires in the socket type charger will be live, brings the danger of electric shock to people.

The charger with contactor adhesion protection can avoid the danger.

How contactor adhesion protection works?

The main control chip of the charger keeps detecting the voltage of the contactor output;

If there is an AC voltage is detected at the output of the contactor when the charger is not in operating.

Then the charger will run the fault protection routine to alarm the lights and control the on-board relay to close.

As shown in the figure, the trip unit will drive the leakage protector to trigger and disconnect the power supply.

• Three-Phase



Smart Home Charger

Electrical

Charging Capacity	1.3kW – 7.4kW / 4.1kW – 22kW
Charge Mode	Mode 3 (IEC 61851-1)
Output Power	Selectable 1-phase or 3-phase, 230-400V 6A -32A, 50-60Hz
Socket Type	Type 2 Socket

Protection and certification

Build-in RCD	DC6mA leakage sensor built-in
Socket	IP65, IK10
Housing Fire Ratings	V0
Operating Temperature	-25~+50°C
Compliance	IEC61851-1,IEC61851-21-2,IEC61000-4 CE EMC EU/2014.CE Low Voltage EU/2014/35
Certificate	CE, UKCA, CB, RCM

Connectivity

Authorization	Auto-start standard / RFID card option
Status Indication	LED ring
WLAN Communication	Wi-Fi / Bluetooth 4.2 option
Charging Protocol	OCPP1.6-J

Mechanical

Housing	Plastic
Dimension	W278 x H360 x D152 mm
Mounting	Wall or Pole

Smart Home Charger

WIFI

Operating Frequency Range	2412 - 2484MHz
WI-FI Protocols	IEEE 802.11 b/g/n
Channels	13
TX Power	<20dbm
EIRP	0.459
TX bandwidth	20MHz/40MHz
Modulation type	OFDM & DSSS
Transmitting Duty Cycle	10%

BlueTooth BLE

Sensitivity @30.8% PER	-93 dbm
Co-channel C/I	+10db
RF Power Control Range	-12 ~ 9dbm

NFC

Modulation Type	ASK
Operating Frequency	13.56MHz
H-field strength	21.31 dBuA/m@3m distance
Antenna Type	Coil Antenna

Smart Home Charger

CE

● 1-Phase Un-smart Version

Wallbox Models	BCP-A1-L	BCP-A2-L	BCP-B1-L	BCP-B2-L
				
Categorization	Un-smart Version			
Maximum Power	7.4kW			
Input Voltage /Output voltage	AC230 1-Phase			
Input Frequency	50/60Hz			
Meter	Metering Chip			
Display	LED Lights			
RFID	✗	✓	✗	✓
DLB	✗	✗	✗	✗
Wi-Fi	✗	✗	✗	✗
APP	✗	✗	✗	✗
Bluetooth	✗	✗	✗	✗
Over Voltage &Under Voltage Protection	✓	✓	✓	✓
Emergency Stop	✓	✓	✓	✓
Over Current Protection	✓	✓	✓	✓
CP Signal Short Circuit Protection	✓	✓	✓	✓
Over Temperature Protection	✓	✓	✓	✓
Lightning Protection	✓	✓	✓	✓
Contactors Adhesion Protection	✓	✓	✓	✓
Protection Degree	IP65	IP65	IP55	IP55
Environment Temperature	-25°C~+55°C			
Maximun Altitude	< 2000m			

✓ : Standard ✗ : Without

Smart Home Charger

CE

● 1-Phase Un-smart Version

Wallbox Models	BCP-A1D-L	BCP-A2D-L	BCP-B1D-L	BCP-B2D-L
				
Categorization	Un-smart Version			
Maximum Power	7.4kW			
Input Voltage /Output voltage	AC230 1-Phase			
Input Frequency	50/60Hz			
Meter	Metering Chip			
Display	LED Lights			
RFID	✗	✓	✗	✓
DLB	○	○	○	○
Wi-Fi	✗	✗	✗	✗
APP	✗	✗	✗	✗
Bluetooth	✗	✗	✗	✗
Over Voltage &Under Voltage Protection	✓	✓	✓	✓
Emergency Stop	✓	✓	✓	✓
Over Current Protection	✓	✓	✓	✓
CP Signal Short Circuit Protection	✓	✓	✓	✓
Over Temperature Protection	✓	✓	✓	✓
Lightning Protection	✓	✓	✓	✓
Contactors Adhesion Protection	✓	✓	✓	✓
Protection Degree	IP65	IP65	IP55	IP55
Environment Temperature	-25°C~+55°C			
Maximun Altitude	< 2000m			

✓ : Standard ○ : Optional ✗ : Without

Smart Home Charger

● 1-Phase Smart Version

Wallbox Models	BCP-A1S-L	BCP-A2S-L	BCP-B1S-L	BCP-B2S-L
				
Categorization	Smart Version			
Maximum Power	7.4kW			
Input Voltage /Output voltage	AC230 1-Phase			
Input Frequency	50/60Hz			
Meter	Metering Chip			
Display	LED Lights			
RFID	✗	✓	✗	✓
DLB	✗	✗	✗	✗
Wi-Fi	✓	✓	✓	✓
APP	✓	✓	✓	✓
Bluetooth	✓	✓	✓	✓
Over Voltage &Under Voltage Protection	✓	✓	✓	✓
Emergency Stop	✓	✓	✓	✓
Over Current Protection	✓	✓	✓	✓
CP Signal Short Circuit Protection	✓	✓	✓	✓
Over Temperature Protection	✓	✓	✓	✓
Lightning Protection	✓	✓	✓	✓
Contactor Adhesion Protection	✓	✓	✓	✓
Protection Degree	IP65	IP65	IP55	IP55
Environment Temperature	-25°C~+55°C			
Maximun Altitude	< 2000m			

✓ : Standard ✗ : Without

CE

Smart Home Charger

● 1-Phase Smart Version

Wallbox Models	BCP-A1N-L	BCP-A2N-L	BCP-B1N-L	BCP-B2N-L
				
Categorization	Smart Version			
Maximum Power	7.4kW			
Input Voltage /Output voltage	AC230 1-Phase			
Input Frequency	50/60Hz			
Meter	Metering Chip			
Display	LED Lights			
RFID	✗	✓	✗	✓
DLB	○	○	○	○
Wi-Fi	✓	✓	✓	✓
APP	✓	✓	✓	✓
Bluetooth	✓	✓	✓	✓
Over Voltage &Under Voltage Protection	✓	✓	✓	✓
Emergency Stop	✓	✓	✓	✓
Over Current Protection	✓	✓	✓	✓
CP Signal Short Circuit Protection	✓	✓	✓	✓
Over Temperature Protection	✓	✓	✓	✓
Lightning Protection	✓	✓	✓	✓
Contactor Adhesion Protection	✓	✓	✓	✓
Protection Degree	IP65	IP65	IP55	IP55
Environment Temperature	-25°C~+55°C			
Maximun Altitude	< 2000m			

✓ : Standard ○ : Optional ✗ : Without

CE

Smart Home Charger

● 3-Phase Smart Version

Wallbox Models	BCP-AT1S-L	BCP-AT2S-L	BCP-BT1S-L	BCP-BT2S-L
				
Categorization	Smart Version			
Maximum Power	22kW			
Input Voltage /Output voltage	AC400 3-Phase			
Input Frequency	50/60Hz			
Meter	Metering Chip			
Display	LED Lights			
RFID	✗	✓	✗	✓
DLB	✗	✗	✗	✗
Wi-Fi	✓	✓	✓	✓
APP	✓	✓	✓	✓
Bluetooth	✓	✓	✓	✓
Over Voltage &Under Voltage Protection	✓	✓	✓	✓
Emergency Stop	✓	✓	✓	✓
Over Current Protection	✓	✓	✓	✓
CP Signal Short Circuit Protection	✓	✓	✓	✓
Over Temperature Protection	✓	✓	✓	✓
Lightning Protection	✓	✓	✓	✓
Contactors Adhesion Protection	✓	✓	✓	✓
Protection Degree	IP65	IP65	IP55	IP55
Environment Temperature	-25°C~+55°C			
Maximun Altitude	< 2000m			

✓ : Standard ✗ : Without

CE

Smart Home Charger

● 3-Phase Smart Version

Wallbox Models	BCP-AT1N-L	BCP-AT2N-L	BCP-BT1N-L	BCP-BT2N-L
				
Categorization	Smart Version			
Maximum Power	22kW			
Input Voltage /Output voltage	AC400 3-Phase			
Input Frequency	50/60Hz			
Meter	Metering Chip			
Display	LED Lights			
RFID	✗	✓	✗	✓
DLB	○	○	○	○
Wi-Fi	✓	✓	✓	✓
APP	✓	✓	✓	✓
Bluetooth	✓	✓	✓	✓
Over Voltage &Under Voltage Protection	✓	✓	✓	✓
Emergency Stop	✓	✓	✓	✓
Over Current Protection	✓	✓	✓	✓
CP Signal Short Circuit Protection	✓	✓	✓	✓
Over Temperature Protection	✓	✓	✓	✓
Lightning Protection	✓	✓	✓	✓
Contactors Adhesion Protection	✓	✓	✓	✓
Protection Degree	IP65	IP65	IP55	IP55
Environment Temperature	-25°C~+55°C			
Maximun Altitude	< 2000m			

✓ : Standard ○ : Optional ✗ : Without

CE

● 1-Phase Un-smart Version

Wallbox Models	BCP-A1-L-E	BCP-A2-L-E	BCP-B1-L-E	BCP-B2-L-E
				
Categorization	Un-smart Version			
Maximum Power	7.4kW			
Input Voltage /Output voltage	AC230 1-Phase			
Input Frequency	50/60Hz			
Meter	Metering Chip			
Display	LED Lights			
RFID	✗	✓	✗	✓
DLB	✗	✗	✗	✗
Wi-Fi	✗	✗	✗	✗
PEN	✓	✓	✓	✓
APP	✗	✗	✗	✗
Bluetooth	✗	✗	✗	✗
Over Voltage &Under Voltage Protection	✓	✓	✓	✓
Emergency Stop	✓	✓	✓	✓
Over Current Protection	✓	✓	✓	✓
CP Signal Short Circuit Protection	✓	✓	✓	✓
Over Temperature Protection	✓	✓	✓	✓
Lightning Protection	✓	✓	✓	✓
Contactor Adhesion Protection	✓	✓	✓	✓
Protection Degree	IP65	IP65	IP55	IP55
Environment Temperature	-25°C~+55°C			
Maximun Altitude	< 2000m			

✓ : Standard ✗ : Without

UKCA

● 1-Phase Un-smart Version

Wallbox Models	BCP-A1D-L-E	BCP-A2D-L-E	BCP-B1D-L-E	BCP-B2-L-E
				
Categorization	Un-smart Version			
Maximum Power	7.4kW			
Input Voltage /Output voltage	AC230 1-Phase			
Input Frequency	50/60Hz			
Meter	Metering Chip			
Display	LED Lights			
RFID	✗	✓	✗	✓
DLB	○	○	○	○
Wi-Fi	✗	✗	✗	✗
PEN	✓	✓	✓	✓
APP	✗	✗	✗	✗
Bluetooth	✗	✗	✗	✗
Over Voltage &Under Voltage Protection	✓	✓	✓	✓
Emergency Stop	✓	✓	✓	✓
Over Current Protection	✓	✓	✓	✓
CP Signal Short Circuit Protection	✓	✓	✓	✓
Over Temperature Protection	✓	✓	✓	✓
Lightning Protection	✓	✓	✓	✓
Contactor Adhesion Protection	✓	✓	✓	✓
Protection Degree	IP65	IP65	IP55	IP55
Environment Temperature	-25°C~+55°C			
Maximun Altitude	< 2000m			

✓ : Standard ○ : Optional ✗ : Without

● 1-Phase Smart Version

Wallbox Models	BCP-A1S-L-E	BCP-A2S-L-E	BCP-B1S-L-E	BCP-B2S-L-E
				
Categorization	Smart Version			
Maximum Power	7.4kW			
Input Voltage /Output voltage	AC230 1-Phase			
Input Frequency	50/60Hz			
Meter	Metering Chip			
Display	LED Lights			
RFID	✗	✓	✗	✓
DLB	✗	✗	✗	✗
Wi-Fi	✓	✓	✓	✓
PEN	✓	✓	✓	✓
APP	✓	✓	✓	✓
Bluetooth	✓	✓	✓	✓
Over Voltage &Under Voltage Protection	✓	✓	✓	✓
Emergency Stop	✓	✓	✓	✓
Over Current Protection	✓	✓	✓	✓
CP Signal Short Circuit Protection	✓	✓	✓	✓
Over Temperature Protection	✓	✓	✓	✓
Lightning Protection	✓	✓	✓	✓
Contactor Adhesion Protection	✓	✓	✓	✓
Protection Degree	IP65	IP65	IP55	IP55
Environment Temperature	-25°C~+55°C			
Maximun Altitude	< 2000m			

✓ : Standard ✗ : Without

● 1-Phase Smart Version

Wallbox Models	BCP-A1N-L-E	BCP-A2N-L-E	BCP-B1N-L-E	BCP-B2N-L-E
				
Categorization	Smart Version			
Maximum Power	7.4kW			
Input Voltage /Output voltage	AC230 1-Phase			
Input Frequency	50/60Hz			
Meter	Metering Chip			
Display	LED Lights			
RFID	✗	✓	✗	✓
DLB	○	○	○	○
Wi-Fi	✓	✓	✓	✓
PEN	✓	✓	✓	✓
APP	✓	✓	✓	✓
Bluetooth	✓	✓	✓	✓
Over Voltage &Under Voltage Protection	✓	✓	✓	✓
Emergency Stop	✓	✓	✓	✓
Over Current Protection	✓	✓	✓	✓
CP Signal Short Circuit Protection	✓	✓	✓	✓
Over Temperature Protection	✓	✓	✓	✓
Lightning Protection	✓	✓	✓	✓
Contactor Adhesion Protection	✓	✓	✓	✓
Protection Degree	IP65	IP65	IP55	IP55
Environment Temperature	-25°C~+55°C			
Maximun Altitude	< 2000m			

✓ : Standard ○ : Optional ✗ : Without

Smart Home Charger

● OCPP Version

OCPP

Wallbox Models	BCP-A2N-L	BCP-B2N-L	BCP-AT2N-L	BCP-BT2N-L
				
Categorization	7.4kW		22kW	
Maximum Power	AC230 1-Phase		AC400 3-Phase	
Input Voltage /Output voltage	50/60Hz			
Input Frequency	Tethered	Socket	Tethered	Socket
Meter	Metering Chip			
Display	LED Lights			
RFID	<input checked="" type="checkbox"/>	<input checked="" type="checkbox"/>	<input checked="" type="checkbox"/>	<input checked="" type="checkbox"/>
DLB	<input type="checkbox"/>	<input type="checkbox"/>	<input type="checkbox"/>	<input type="checkbox"/>
Wi-Fi	<input checked="" type="checkbox"/>	<input checked="" type="checkbox"/>	<input checked="" type="checkbox"/>	<input checked="" type="checkbox"/>
Ethernet	<input checked="" type="checkbox"/>	<input checked="" type="checkbox"/>	<input checked="" type="checkbox"/>	<input checked="" type="checkbox"/>
Bluetooth	<input checked="" type="checkbox"/>	<input checked="" type="checkbox"/>	<input checked="" type="checkbox"/>	<input checked="" type="checkbox"/>
4G	<input type="checkbox"/>	<input type="checkbox"/>	<input type="checkbox"/>	<input type="checkbox"/>
Over Voltage &Under Voltage Protection	<input checked="" type="checkbox"/>	<input checked="" type="checkbox"/>	<input checked="" type="checkbox"/>	<input checked="" type="checkbox"/>
Emergency Stop	<input checked="" type="checkbox"/>	<input checked="" type="checkbox"/>	<input checked="" type="checkbox"/>	<input checked="" type="checkbox"/>
Over Current Protection	<input checked="" type="checkbox"/>	<input checked="" type="checkbox"/>	<input checked="" type="checkbox"/>	<input checked="" type="checkbox"/>
CP Signal Short Circuit Protection	<input checked="" type="checkbox"/>	<input checked="" type="checkbox"/>	<input checked="" type="checkbox"/>	<input checked="" type="checkbox"/>
Over Temperature Protection	<input checked="" type="checkbox"/>	<input checked="" type="checkbox"/>	<input checked="" type="checkbox"/>	<input checked="" type="checkbox"/>
Lightning Protection	<input checked="" type="checkbox"/>	<input checked="" type="checkbox"/>	<input checked="" type="checkbox"/>	<input checked="" type="checkbox"/>
Contactors Adhesion Protection	<input checked="" type="checkbox"/>	<input checked="" type="checkbox"/>	<input checked="" type="checkbox"/>	<input checked="" type="checkbox"/>
Protection Degree	IP65	IP55	IP65	IP55
Environment Temperature	-25°C~ +55°C			
Maximun Altitude	< 2000m			

✓ : Standard ○ : Optional

Dual Socket EV Charger



1-Phase 7.4kW
3-Phase 22kW



1 connector







2 connectors



OCPP

OCPP Version

Wallbox Models	BCPC-B2N-P	BCPC-BT2N-P	BCPC-D2N-P	BCPC-DT2N-P
				
Maximum Power	7.4kW	22kW	2x7.4kW	2x22kW
Input Voltage /Output voltage	AC230 1-Phase	AC400 3-Phase	AC230 1-Phase	AC400 3-Phase
Input Frequency	50/60Hz			
Tethered/Socket	Socket			
Meter	MID Meter		2xMID Meter	
Display	LCD Screen+LED Lights			
RFID	<input checked="" type="checkbox"/>	<input checked="" type="checkbox"/>	<input checked="" type="checkbox"/>	<input checked="" type="checkbox"/>
DLB	<input type="checkbox"/>	<input type="checkbox"/>	<input type="checkbox"/>	<input type="checkbox"/>
Wi-Fi	<input checked="" type="checkbox"/>	<input checked="" type="checkbox"/>	<input checked="" type="checkbox"/>	<input checked="" type="checkbox"/>
Ethernet	<input checked="" type="checkbox"/>	<input checked="" type="checkbox"/>	<input checked="" type="checkbox"/>	<input checked="" type="checkbox"/>
Bluetooth	<input checked="" type="checkbox"/>	<input checked="" type="checkbox"/>	<input checked="" type="checkbox"/>	<input checked="" type="checkbox"/>
4G	<input type="checkbox"/>	<input type="checkbox"/>	<input type="checkbox"/>	<input type="checkbox"/>
Over Voltage &Under Voltage Protection	<input checked="" type="checkbox"/>	<input checked="" type="checkbox"/>	<input checked="" type="checkbox"/>	<input checked="" type="checkbox"/>
Emergency Stop	<input checked="" type="checkbox"/>	<input checked="" type="checkbox"/>	<input checked="" type="checkbox"/>	<input checked="" type="checkbox"/>
Over Current Protection	<input checked="" type="checkbox"/>	<input checked="" type="checkbox"/>	<input checked="" type="checkbox"/>	<input checked="" type="checkbox"/>
CP Signal Short Circuit Protection	<input checked="" type="checkbox"/>	<input checked="" type="checkbox"/>	<input checked="" type="checkbox"/>	<input checked="" type="checkbox"/>
Over Temperature Protection	<input checked="" type="checkbox"/>	<input checked="" type="checkbox"/>	<input checked="" type="checkbox"/>	<input checked="" type="checkbox"/>
Lightning Protection	<input checked="" type="checkbox"/>	<input checked="" type="checkbox"/>	<input checked="" type="checkbox"/>	<input checked="" type="checkbox"/>
Contactor Adhesion Protection	<input checked="" type="checkbox"/>	<input checked="" type="checkbox"/>	<input checked="" type="checkbox"/>	<input checked="" type="checkbox"/>
Protection Degree	IP55	IP55	IP55	IP55
Environment Temperature	-25°C~+50°C			
Maximun Altitude	< 2000m			

✓ : Standard ○ : Optional

OCPP Specification

Version	OCPP1.6-J
TLS	support
HTTP Basic Authentication	support
Feature Profiles	Core、Firmware Management、Local Auth List Management、Remote Trigger、Reservation、Smart Charging
Get Diagnostics Protocol	FTP
Update Firmware Protocol	HTTP

Security Profile

Level	Details	Yes or No
Security Profile 0	Regular OCPP 1.6J without security	√
Security Profile 1	OCPP 1.6J with Basic Authentication	√
Security Profile 2	OCPP 1.6J with TLS (Only Server-side certificate) and Basic Authentication	√
Security Profile 3	OCPP 1.6J with TLS using Server and client-side certificates	X

OCPP Configurations

Name	Support	(R)/ (RW)
Allow Offline Tx For UnknownId	YES	RW
Authorization Cache Enabled	YES	RW
Authorize Remote Tx Requests	YES	RW
Blink Repeat	NO	RW
Clock Aligned DataInterval	YES	RW
Connection Time Out	YES	RW
Connector Phase Rotation	YES	RW
Connector Phase Rotation MaxLength	YES	R
Get Configuration MaxKeys	YES	R
Heartbeat Interval	YES	RW

Dual Socket EV Charger

Light Intensity	NO	RW
Local Authorize Offline	YES	RW
Local Pre Authorize	YES	RW
Max Energy OnInvalidId	NO	RW
Meter Values Aligned Data	YES	RW
Meter Values Aligned Data Max Length	YES	R
Meter Values Sampled Data	YES	RW
Meter Values Sampled Data Max Length	YES	R
Meter Value Sample Interval	YES	RW
Minimum Status Duration	YES	RW
Number Of Connectors	YES	R
Reset Retries	YES	RW
Stop Transaction On EVSide Disconnect	YES	RW
Stop Transaction OnInvalidId	YES	RW
Stop Txn Aligned Data	NO	RW
Stop Txn Aligned Data Max Length	NO	R
Stop Txn Sampled Data	NO	RW
Stop Txn Sampled Data Max Length	NO	R
Supported Feature Profiles	YES	R
Supported Feature Profiles Max Length	YES	R
Transaction Message Attempts	YES	RW
Transaction Message Retry Interval	YES	RW
Unlock Connector On EVSide Disconnect	YES	RW
Web Socket Ping Interval	YES	RW
Local Auth List Enabled	YES	RW
Local Auth List Max Length	YES	R
Send Local List Max Length	YES	R



Dual Socket EV Charger

Reserve Connector Zero Supported	YES	R
Charge Profile Max Stack Level	YES	R
Charging Schedule Allowed Charging RateUnit	YES	R
Charging Schedule Max Periods	YES	R
Connector Switch 3 to 1 Phase Supported	YES	R
Max Charging Profiles Installed	YES	R

EV Charger for Smart Home and Commercial



7.4kW to 22kW



T2S Socket



EV Charger for Smart Home and Commercial

Product Introduction

The charger is designed according to IEC 62752, IEC 61851-21-2 standard, mainly consists of control box, charging connector, plug and etc... which is a portable electric vehicle charging device. It enables car owners to charge electric vehicles anywhere using a standard home power interface, featuring high efficiency and portability.

Protection Functions



Charging protocol
OCPP1.6-J



BCPM Series EV chargers have an IP66 patented design case for outdoor and indoor use.



The type 2 socket with shutter in accordance with IEC 62196-2, makes highly flexible and compatible with all electric vehicles.



Plug and start to charge automatic.
(RFID card for option)



The EV charger output power can be adjusted from 6A all the way up to 32A.



EV Charger for Smart Home and Commercial

EV Charger Model

B	CPM	AT	1	S	L	16
↓	↓	↓	↓	↓	↓	↓
Company	Application	Categories	Classification	Classification	Reserved	Max Current
B: BENY Electric	CPM: Home Charging	A: 1-Phase Tethered B: 1-Phase Socket AT: 3-Phase Tethered BT: 3-Phase Socket	1: Autostart 2: With RFID	None: Without The Following Functions D: With DLB Function S: Smart Version N: Smart Version with DLB Function	Reserved	Blank: 32A 16: 16A

RFID(Radio Frequency Identification Card)

RFID card reader enabled to start up charging function while approaching the swipe area.



EV Charger for Smart Home and Commercial

Smart APP



The EV charger can be controlled by smart APP via WIFI or bluetooth connection.



One to one binding EV charger by reset the password, prevent the EV charger being stolen.



View charging data and status.



Set up various charging configurations, charging current,DLB mode,etc.



Scheduled charging.



Firmware update.



View historical charging records.



Setting monthly maximum charging values.

EV Charger for Smart Home and Commercial

Electrical

Charging Capacity	1.3kW – 7.4kW / 4.1kW – 22kW
Charge Mode	Mode 3 (IEC 61851-1)
Output Power	Selectable 1-phase or 3-phase, 230-400V 6A -32A, 50-60Hz
Socket Type	Type 2 Socket with Shutter

Protection and certification

Build-in RCD	DC6mA leakage sensor built-in
Socket	IP65, IK10
Housing Fire Ratings	V0
Operating Temperature	-25~+50°C
Compliance	IEC61851-1,IEC61851-21-2,IEC61000-4 CE EMC EU/2014.CE Low Voltage EU/2014/35
Certificate	CE

Connectivity

Authorization	Auto-start standard / RFID card option
Status Indication	LED ring
WLAN Communication	Wi-Fi / Bluetooth 4.2 option
Charging Protocol	OCPP1.6-J

Mechanical

Housing	Metal
Dimension	W278 x H360 x D152 mm
Mounting	Wall or Pole

EV Charger for Smart Home and Commercial

WIFI

Operating Frequency Range	2412 - 2484MHz
WI-FI Protocols	IEEE 802.11 b/g/n
Channels	13
TX Power	<20dbm
EIRP	0.459
TX bandwidth	20MHz/40MHz
Modulation type	OFDM & DSSS
Transmitting Duty Cycle	10%

BlueTooth BLE





Sensitivity @30.8% PER	-93 dbm
Co-channel C/I	+10db
RF Power Control Range	-12 ~ 9dbm

NFC

Modulation Type	ASK
Operating Frequency	13.56MHz
H-field strength	21.31 dBuA/m@3m distance
Antenna Type	Coil Antenna

EV Charger for Smart Home and Commercial





1-Phase Un-smart Version

Wallbox Models	BCPM-B1-L	BCPM-B2-L	BCPM-B1D-L	BCPM-B2D-L
				
Categorization	Un-smart Version			
Maximum Power	7.4kW			
Input Voltage /Output voltage	AC230 1-Phase			
Input Frequency	50/60Hz			
Meter	Metering Chip			
Display	LED Lights			
RFID	✗	✓	✗	✓
DLB	✗	✗	○	○
Wi-Fi	✗	✗	✗	✗
APP	✗	✗	✗	✗
Bluetooth	✗	✗	✗	✗
Over Voltage &Under Voltage Protection	✓	✓	✓	✓
Emergency Stop	✓	✓	✓	✓
Over Current Protection	✓	✓	✓	✓
CP Signal Short Circuit Protection	✓	✓	✓	✓
Over Temperature Protection	✓	✓	✓	✓
Lightning Protection	✓	✓	✓	✓
Contactor Adhesion Protection	✓	✓	✓	✓
Protection Degree	IP65			
Environment Temperature	-25°C~+50°C			
Maximun Altitude	< 2000m			

✓ : Standard ○ : Optional ✗ : Without

EV Charger for Smart Home and Commercial





1-Phase Smart Version

Wallbox Models	BCPM-B1S-L	BCPM-B2S-L	BCPM-B1N-L	BCPM-B2N-L
				
Categorization	Smart Version			
Maximum Power	7.4kW			
Input Voltage /Output voltage	AC230 1-Phase			
Input Frequency	50/60Hz			
Meter	Metering Chip			
Display	LED Lights			
RFID	✗	✓	✗	✓
DLB	✗	✗	○	○
Wi-Fi	✓	✓	✓	✓
APP	✓	✓	✓	✓
Bluetooth	✓	✓	✓	✓
Over Voltage &Under Voltage Protection	✓	✓	✓	✓
Emergency Stop	✓	✓	✓	✓
Over Current Protection	✓	✓	✓	✓
CP Signal Short Circuit Protection	✓	✓	✓	✓
Over Temperature Protection	✓	✓	✓	✓
Lightning Protection	✓	✓	✓	✓
Contactor Adhesion Protection	✓	✓	✓	✓
Protection Degree	IP65			
Environment Temperature	-25°C~+50°C			
Maximun Altitude	< 2000m			

✓ : Standard ○ : Optional ✗ : Without

EV Charger for Smart Home and Commercial

● 3-Phase Smart Version

Wallbox Models	BCPM-BT1S-L	BCPM-BT2S-L	BCPM-BT1N-L	BCPM-BT2N-L
				
Categorization	Smart Version			
Maximum Power	22kW			
Input Voltage /Output voltage	AC400 3-Phase			
Input Frequency	50/60Hz			
Meter	Metering Chip			
Display	LED Lights			
RFID	✗	✓	✗	✓
DLB	✗	✗	○	○
Wi-Fi	✓	✓	✓	✓
APP	✓	✓	✓	✓
Bluetooth	✓	✓	✓	✓
Over Voltage &Under Voltage Protection	✓	✓	✓	✓
Emergency Stop	✓	✓	✓	✓
Over Current Protection	✓	✓	✓	✓
CP Signal Short Circuit Protection	✓	✓	✓	✓
Over Temperature Protection	✓	✓	✓	✓
Lightning Protection	✓	✓	✓	✓
Contactors Adhesion Protection	✓	✓	✓	✓
Protection Degree	IP65			
Environment Temperature	-25°C~+50°C			
Maximun Altitude	< 2000m			

✓ : Standard ○ : Optional ✗ : Without

EV Charger for Smart Home and Commercial

● OCPP Version

Wallbox Models	BCP-B2N-L	BCP-BT2N-L
		
Maximum Power	7.4kW	22kW
Input Voltage /Output voltage	AC230 1-Phase	AC400 3-Phase
Input Frequency	50/60Hz	
Tethered/Socket	Socket	
Meter	Metering Chip	
Display	LED Lights	
RFID	✓	✓
DLB	○	○
Wi-Fi	✓	✓
Ethernet	✓	✓
Bluetooth	✓	✓
4G	○	○
Over Voltage &Under Voltage Protection	✓	✓
Emergency Stop	✓	✓
Over Current Protection	✓	✓
CP Signal Short Circuit Protection	✓	✓
Over Temperature Protection	✓	✓
Lightning Protection	✓	✓
Contactors Adhesion Protection	✓	✓
Protection Degree	IP65	
Environment Temperature	-25°C~+50°C	
Maximun Altitude	< 2000m	

✓ : Standard ○ : Optional



Wall-mounted DC EV Charging Station



20kW to 40kW



1 connector

Wall-mounted DC EV Charging Station

Parameter

Models	BBDC-20		BBDC-30		BBDC-40	
						
Structure Description						
Shell material	sheet meal					
Dimension	450*250*850(L*W*T)					
Weight	≤65kG					
Installation Method	Wall-mounted					
Cable routing	Bottom inlet wiring,up outlet wiring					
Cable length	5 M					
Charging outlets	single (CCS2)					
Connectivity authorization	RFID, App					
Screen	9.1inch LCD screen/LED light					
Electrical Specification						
AC input voltage	AC380V±15% ,3P+N+PEAC					
input frequency	50Hz/60Hz					
Consumption	≤2W					
Rated power	20KW		30KW		40KW	
Output voltage range	CCS1/2: 150 Vdc –1000 Vdc					
Output current	0~66.7A		0~100A		0~133A	
Efficiency	≥94%					
Power factor	≥0.99(load:100%)					
Functionate design						
User Interface	Emergency stop button,LED indicator,card swiping,touch screen					
Charging stands	IEC61851-1:2011, IEC61851-23:201 EN61851-1:2011; EN61851-23:2014,IEC61851-21-2:2018; EN61000-6-2:2005; EN61000-6-4:2007+A1					
Communion						

Wall-mounted DC EV Charging Station

Parameter

OCPP	OCPP 1.6
Network interface	Ethernet/4G
Environment condition	
Application place	Indoor/Outdoor
Working latitude	<2000m
Working temperature	-30°C~+55°C
Working humidity	5%~95%
Protection level	IP55
Natural cooling	Forced-air cooling
MTBF	12 months warranty
Security design	Over/under voltage protection,overlord protection,current leakage protection, grounding protection,over temp protection,lightening surge protection



2 Guns DC EV Charging Station

More power,
more vehicles.
Up to 2
vehicles at the
same time
(2 in DC)



30kW to 240kW



2 connectors

BDC Series DC EV Charging Station

Parameter

Models	BDC-30-240		
			
Structure Description			
Shell material	sheet meal		
Dimension	800*800*2000(L*W*T)		
Weight	≤350kG		
Installation Method	Floor-stand type		
Cable routing	Bottom inlet wiring,up outlet wiring		
Cable length	5 M		
Charging outlets	single (CCS1)	single (CCS2)	single (CHADEMO)
Connectivity authorization	RFID, App		
Screen	9.1inch LCD screen/LED light		
Electrical Specification			
AC input voltage	AC380V±15% ,3P+N+PEAC		
input frequency	50Hz/60Hz		
Consumption	≤2W		
Rated power	30kW / 60kW / 90kW / 120kW / 150kW / 180kW / 240kW		
Output voltage range	CCS1: 150Vdc –1000Vdc	CCS2: 150Vdc –1000Vdc	CHADEMO: 150Vdc –500Vdc
Output current	0~250A	0~250A	0~133A
Efficiency	≥94%		
Power factor	≥0.99(load:100%)		
Functionate design			
User Interface	Emergency stop button,LED indicator,card swiping,touch screen		
Charging stands	IEC61851-1:2011, IEC61851-23:201,EN61851-1:2011;EN61851-23:2014,IEC61851-21-2:2018;EN61000-6-2:2005;		
Communion			

BDC Series DC EV Charging Station

Parameter

OCPP	OCPP 1.6
Network interface	Ethernet/4G
Environment condition	
Application place	Indoor/Outdoor
Working latitude	<2000m
Working temperature	-30℃~+55℃
Working humidity	5%~95%
Protection level	IP55
Natural cooling	Forced-air cooling
MTBF	12 months warranty
Security design	Over/under voltage protection,overlord protection,current leakage protection, grounding protection,over temp protection,lightening surge protection

BDC Series DC EV Charging Station

Parameter

Models	BDC-60-240		
			
Structure Description			
Shell material	sheet meal		
Dimension	800*800*2000(L*W*T)		
Weight	≤350kG		
Installation Method	Floor-stand type		
Cable routing	Bottom inlet wiring,up outlet wiring		
Cable length	5 M		
Charging outlets	Double(CCS1+CCS1)	(CCS2+CCS2)	Double(CCS1+CCS2)
Connectivity authorization	RFID, App		
Screen	9.1inch LCD screen/LED light		
Electrical Specification			
AC input voltage	AC380V±15% ,3P+N+PEAC		
input frequency	50Hz/60Hz		
Consumption	≤2W		
Rated power	60kW / 90kW / 120kW / 150kW / 180kW / 240kW		
Output voltage range	CCS1: 150Vdc –1000Vdc	CCS2: 150Vdc –1000Vdc	CCS1: 150Vdc –1000Vdc CCS2: 150Vdc –1000Vdc
Output current	CCS1:0~250A	CCS2:0~250A	CCS1: 0~250A CCS2: 0~250A
Power factor	≥0.99(load:100%)		
Functionate design			
User Interface	Emergency stop button,LED indicator,card swiping,touch screen		
Charging stands	IEC61851-1:2011, IEC61851-23:201,EN61851-1:2011;EN61851-23:2014,IEC61851-21-2:2018;EN61000-6-2:2005;		

BDC Series DC EV Charging Station

Parameter

Communication	
OCPP	OCPP 1.6
Network interface	Ethernet/4G
Environment condition	
Application place	Indoor/Outdoor
Working latitude	<2000m
Working temperature	-30℃~+55℃
Working humidity	5%~95%
Protection level	IP55
Natural cooling	Forced-air cooling
MTBF	12 months warranty
Security design	Over/under voltage protection,overlord protection,current leakage protection, grounding protection,over temp protection,lightening surge protection

BDC Series DC EV Charging Station

Parameter

Models	BDC-60-240	
		
Structure Description		
Shell material	sheet meal	
Dimension	800*800*2000(L*W*T)	
Weight	≤350kG	
Installation Method	Floor-stand type	
Cable routing	Bottom inlet wiring,up outlet wiring	
Cable length	5 M	
Charging outlets	Double (CCS1+Chademo)	Double (CCS2+Chademo)
Connectivity authorization	RFID, App	
Screen	9.1inch LCD screen/LED light	
Electrical Specification		
AC input voltage	AC380V±15% ,3P+N+PEAC	
input frequency	50Hz/60Hz	
Consumption	≤2W	
Rated power	60kW / 90kW / 120kW / 150kW / 180kW / 240kW	
Output voltage range	CCS1: 150Vdc –1000Vdc CHADEMO: 150Vdc –500Vdc	CCS2: 150Vdc –1000Vdc CHADEMO: 150Vdc –500Vdc
Output current	CCS1: 0~250A ,CHADEMO: 0~125A	CCS2: 0~250A ,CHADEMO: 0~125A
Power factor	≥0.99(load:100%)	
Functionate design		
User Interface	Emergency stop button,LED indicator,card swiping,touch screen	
Charging stands	IEC61851-1:2011, IEC61851-23:201,EN61851-1:2011;EN61851-23:2014,IEC61851-21-2:2018;EN61000-6-2:2005;	

BDC Series DC EV Charging Station

Parameter

Communication	
OCPP	OCPP 1.6
Network interface	Ethernet/4G
Environment condition	
Application place	Indoor/Outdoor
Working latitude	<2000m
Working temperature	-30℃~+55℃
Working humidity	5%~95%
Protection level	IP55
Natural cooling	Forced-air cooling
MTBF	12 months warranty
Security design	Over/under voltage protection,overlord protection,current leakage protection, grounding protection,over temp protection,lightening surge protection



More power,
more vehicles.
**Up to 3
vehicles at the
same time
(2 in DC and 1 in AC)**

3 Guns DC EV Charging Station



82kW to 262kW

BADC Series DC EV Charging Station

Parameter

Models	BADC-82-262		BADC-82-262
			
Structure Description			
Shell material	sheet meal		
Dimension	800*800*2000(L*W*T)		
Weight	≤350kG		
Installation Method	Floor-stand type		
Cable routing	Bottom inlet wiring,up outlet wiring		
Cable length	5 M		
Charging outlets	Triple(CCS1+CHADEMO+AC)	Triple(CCS2+CHADEMO+AC)	Triple(CCS2+CCS1+AC)
Connectivity authorization	RFID, App		
Screen	9.1inch LCD screen/LED light		
Electrical Specification			
AC input voltage	AC380V±15% ,3P+N+PEAC		
input frequency	50Hz/60Hz		
Consumption	≤2W		
Rated power	82kW / 112kW / 142kW / 172kW / 202kW / 262kW		
Output voltage range	CCS1: 150Vdc –1000Vdc CHADEMO: 150Vdc –500Vdc	CCS2: 150Vdc –1000Vdc CHADEMO: 150Vdc –500Vdc	CCS2: 150Vdc –1000Vdc CCS1: 150Vdc –1000Vdc
Output current	CCS1: 0~250A CHADEMO:0~125A AC:0-32A	CCS2: 0~250A CHADEMO:0~125A AC:0-32A	CCS2: 0~250A CCS1: 0~250A AC:0-32A
Power factor	≥0.99(load:100%)		
Functionate design			
User Interface	Emergency stop button,LED indicator,card swiping,touch screen		
Charging stands	IEC61851-1:2011, IEC61851-23:201,EN61851-1:2011;EN61851-23:2014,IEC61851-21-2:2018;EN61000-6-2:2005;		

BADC Series DC EV Charging Station

Parameter

Communication	
OCPP	OCPP 1.6
Network interface	Ethernet/4G
Environment condition	
Application place	Indoor/Outdoor
Working latitude	<2000m
Working temperature	-30℃~+55℃
Working humidity	5%~95%
Protection level	IP55
Natural cooling	Forced-air cooling
MTBF	12 months warranty
Security design	Over/under voltage protection,overlord protection,current leakage protection, grounding protection,over temp protection,lightening surge protection

BADC Series DC EV Charging Station

Parameter

Models	BADC-82-262		BADC-82-262
			
Structure Description			
Shell material	sheet meal		
Dimension	800*800*2000(L*W*T)		
Weight	≤350kG		
Installation Method	Floor-stand type		
Cable routing	Bottom inlet wiring,up outlet wiring		
Cable length	5 M		
Charging outlets	Triple(CCS2+CCS2+AC)	Triple(CCS1+CCS1+AC)	
Connectivity authorization	RFID, App		
Screen	9.1inch LCD screen/LED light		
Electrical Specification			
AC input voltage	AC380V±15% ,3P+N+PEAC		
input frequency	50Hz/60Hz		
Consumption	≤2W		
Rated power	82kW / 112kW / 142kW / 172kW / 202kW / 262kW		
Output voltage range	CCS2: 150Vdc –1000Vdc	CCS1: 150Vdc –1000Vdc	
Output current	CCS2: 0~250A AC:0-32A	CCS1: 0~250A AC:0-32A	
Efficiency	≥94%		
Power factor	≥0.99(load:100%)		
Functionate design			
User Interface	Emergency stop button,LED indicator,card swiping,touch screen		
Charging stands	IEC61851-1:2011, IEC61851-23:201,EN61851-1:2011;EN61851-23:2014,IEC61851-21-2:2018;EN61000-6-2:2005;		

BADC Series DC EV Charging Station

Parameter

Communication	
OCPP	OCPP 1.6
Network interface	Ethernet/4G
Environment condition	
Application place	Indoor/Outdoor
Working latitude	<2000m
Working temperature	-30℃~+55℃
Working humidity	5%~95%
Protection level	IP55
Natural cooling	Forced-air cooling
MTBF	12 months warranty
Security design	Over/under voltage protection,overlord protection,current leakage protection, grounding protection,over temp protection,lightening surge protection

BADC Series DC EV Charging Station

Parameter

Models	BADC-82-262		BADC-82-262	BADC-82-262
				
Structure Description				
Shell material	sheet meal			
Dimension	800*800*2000(L*W*T)			
Weight	≤350kG			
Installation Method	Floor-stand type			
Cable routing	Bottom inlet wiring,up outlet wiring			
Cable length	5 M			
Charging outlets	Double(CCS2+AC)	Double(CHADEMO+AC)	Double(CCS1+AC)	
Connectivity authorization	RFID, App			
Screen	9.1inch LCD screen/LED light			
Electrical Specification				
AC input voltage	AC380V±15% ,3P+N+PEAC			
input frequency	50Hz/60Hz			
Consumption	≤2W			
Rated power	52kW / 82kW / 112kW / 142kW / 172kW / 202kW / 262kW		52kW / 82kW / 112kW / 142kW / 172kW / 202kW / 262kW	
Output voltage range	CCS2: 150Vdc –1000Vdc	CHADEMO: 150Vdc –500Vdc	CCS1: 150Vdc –1000Vdc	
Output current	CCS1: 0~250A AC:0-32A	CHADEMO: 0~125A AC:0-32A	CCS1: 0~250A AC:0-32A	
Efficiency	≥94%			
Power factor	≥0.99(load:100%)			
Functionate design				
User Interface	Emergency stop button,LED indicator,card swiping,touch screen			
Charging stands	IEC61851-1:2011, IEC61851-23:201,EN61851-1:2011;EN61851-23:2014,IEC61851-21-2:2018;EN61000-6-2:2005;			

BADC Series DC EV Charging Station

Parameter

Communication		
OCPP		OCPP 1.6
Network interface		Ethernet/4G
Environment condition		
Application place		Indoor/Outdoor
Working latitude		<2000m
Working temperature		-30℃~+55℃
Working humidity		5%~95%
Protection level		IP55
Natural cooling		Forced-air cooling
MTBF		12 months warranty
Security design	Over/under voltage protection,overlord protection,current leakage protection, grounding protection,over temp protection,lightening surge protection	

BENY OCPP Platform Overview



BENY OCPP Platform Overview

Product Introduction

Designed by BENY to collect and store data from a specific set of EV chargers for monitoring and reporting. This cloud-based platform has an easy and intuitive dashboard and offers customisable reports according to user, charger, consumption and tariff, including invoice simulation.

Fleet managers, building managers, car park operators and other operators with similar needs as they will be able to easily register and unsubscribe users.

Protection Functions



Remote start/stop charging

Start or stop the charging process with relative ease, even if the user is not beside the vehicle or chargers.



Time Setting Charging

Users can schedule when to use the EV chargers, ensuring they don't miss out on precious charging times.



Electricity Measurement and Reporting

Through the app, users can receive a detailed report showing the charge level, energy consumed during charging, and other important information.



Firmware Upgrade

Our EV chargers regularly receive firmware upgrades, keeping the units in optimal condition for efficient charging.



Diagnostic file upload

Users will receive a notification and a diagnostic file showing errors when a fault occurs during the charging process.



Card Number Identification and Management

If the user disconnects from the Wi-Fi, the EV chargers can still perform offline charging, and users can send charging data after the process.



Load balancing based on charging schedule

The EV chargers are installed with an innovative AI system that artificially configures the charging parameters for the vehicle based on historical data.



BENY OCPP

BENY OCPP is a cloud platform based on OCPP 1.6J that gathers data from a specific set of EV chargers and helps you create and manage your own charging network. Therefore, monitoring, controlling the chargers remotely and/or reporting processes is simpler and automatic.

